

TROUBLE SHOOTING

TROUBLESHOOTING	
Problem	Solution
<ul style="list-style-type: none"> Unit will not operate. 	<ul style="list-style-type: none"> ✓ Check if unit is properly plugged in and outlet is energized. ✓ Make sure unit is turned ON. ✓ Make sure filters are properly installed and front grill is seated correctly.
<ul style="list-style-type: none"> Decreased air flow. 	<ul style="list-style-type: none"> ✓ Make sure nothing is blocking air inlet and filtered air outlets. ✓ Check condition of the filters and replace if necessary. ✓ Check filters to remove any plastic wrapping/packaging.
<ul style="list-style-type: none"> Excessive Noise. 	<ul style="list-style-type: none"> ✓ Make sure parts are firmly positioned in place. ✓ Open the air inlet grill, and make sure that any plastic packaging was removed from the filters, if applicable.

LEARNING MORE

For a wealth of information about your air purifier and other Holmes® products, visit our website at www.holmesproducts.com or call 1-800-546-5637. For inquiries regarding recycling and proper disposal of this product, please contact your local waste management facility.

AER1 FILTER SERIES

Congratulations! Your new air purifier is equipped with the new and improved Aer1® Total Air Filter(s).

Filter Type	Technology	Consumer Benefit
THIS UNIT COMES WITH Total Air	99% HEPA-Type technology. Infused with Arm & Hammer® baking soda.	Ideal for dust reduction. Delivers 30% better air quality.
Odor Eliminator	10 times the odor fighting power. Contains Arm & Hammer® baking soda, carbon and zeolite for odor control.	Ideal for eliminating odors from pets, tobacco smoke and cooking fumes.
Allergen Remover	99.97% True HEPA technology. Removes up to 99.97% of particales passing through the filter such as pollen, dust, mold and dander.	Ideal for allergy sufferers.
Allergen PerformancePlus	99.99% True HEPA technology. Helps remove up to 99.99% of particles passing through the filter such as pollen, dust, mold and dander.	Ideal for allergy sufferers.
Smoke Grabber	HEPA-type filtration. Triple layer protection specially formulated with Arm & Hammer® Baking Soda, Carbon and Zeolite. Remove up to 99% of smoke and pollutants from the air stream.	Ideal for reducing smoke and odors from smoke and VOC's.

© 2016 Sunbeam Products, Inc. doing business as Jarden Consumer Solutions. All rights reserved. Distributed by With Optional Ionizer Sunbeam Products, Inc. doing business as Jarden Consumer Solutions, Boca Raton, Florida 33431.

177246 Rev A
Printed In China

HAP242_16EM1
GCDS-HOL44045-BB

WARRANTY INFORMATION

3 YEAR LIMITED WARRANTY

Sunbeam Products, Inc. doing business as Jarden Consumer Solutions or if in Canada, Sunbeam Corporation (Canada) Limited doing business as Jarden Consumer Solutions (collectively "JCS") warrants that for a period of three years from the date of purchase, this product will be free from defects in material and workmanship. JCS, at its option, will repair or replace this product or any component of the product found to be defective during the warranty period. Replacement will be made with a new or remanufactured product or component. If the product is no longer available, replacement may be made with a similar product of equal or greater value. This is your exclusive warranty. Do NOT attempt to repair or adjust any electrical or mechanical functions on this product. Doing so will void this warranty.

This warranty is valid for the original retail purchaser from the date of initial retail purchase and is not transferable. Keep the original sales receipt. Proof of purchase is required to obtain warranty performance. JCS dealers, service centers, or retail stores selling JCS products do not have the right to alter, modify or any way change the terms and conditions of this warranty.

This warranty does not cover normal wear of parts or damage resulting from any of the following: negligent use or misuse of the product, use on improper voltage or current, use contrary to the operating instructions, disassembly, repair or alteration by anyone other than JCS or an authorized JCS service center. Further, the warranty does not cover: Acts of God, such as fire, flood, hurricanes and tornadoes.

What are the limits on JCS's Liability?

JCS shall not be liable for any incidental or consequential damages caused by the breach of any express, implied or statutory warranty or condition.

Except to the extent prohibited by applicable law, any implied warranty or condition of merchantability or fitness for a particular purpose is limited in duration to the duration of the above warranty.

JCS disclaims all other warranties, conditions or representations, express, implied, statutory or otherwise.

JCS shall not be liable for any damages of any kind resulting from the purchase, use or misuse of, or inability to use the product including incidental, special, consequential or similar damages or loss of profits, or for any breach of contract, fundamental or otherwise, or for any claim brought against purchaser by any other party.

Some provinces, states or jurisdictions do not allow the exclusion or limitation of incidental or consequential damages or limitations on how long an implied warranty lasts, so the above limitations or exclusion may not apply to you.

This warranty gives you specific legal rights, and you may also have other rights that vary from province to province, state to state or jurisdiction to jurisdiction.

How to Obtain Warranty Service

In the U.S.A.

If you have any questions regarding this warranty or would like to obtain warranty service, please call 1-800-546-5637 and a convenient service center address will be provided to you.

In Canada

If you have any questions regarding this warranty or would like to obtain warranty service, please call 1-800-546-5637 and a convenient service center address will be provided to you.

In the U.S.A., this warranty is offered by Sunbeam Products, Inc. doing business as Jarden Consumer Solutions located in Boca Raton, Florida 33431. In Canada, this warranty is offered by Sunbeam Corporation (Canada) Limited doing business as Jarden Consumer Solutions, located at 20 B Hereford Street, Brampton, Ontario L6Y 0M1. If you have any other problem or claim in connection with this product, please write our Consumer Service Department. **PLEASE DO NOT RETURN THIS PRODUCT TO ANY OF THESE ADDRESSES OR TO THE PLACE OF PURCHASE.**

Holmes®

Owner's Guide

HAP242 series



HEPA-Type Desktop Air Purifier

PLEASE READ AND SAVE THESE IMPORTANT INSTRUCTIONS

IMPORTANT SAFEGUARDS

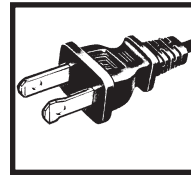
When using electrical appliances, basic safety precautions should always be followed to reduce the risk of fire, electric shock, and injury to persons. These precautions include:

1. Read all instructions before using the appliance.
2. To reduce the risk of fire or electric shock, plug the appliance directly into a 120V AC electrical outlet.
3. If the Filter is covered by a bag when shipped, remove plastic bag before use.
4. Keep the cord out of heavy traffic areas. To avoid fire hazard, NEVER put the cord under rugs, near heat registers, radiators, stoves, or heaters.
5. DO NOT immerse the appliance in water or other liquids. Do not use near water.
6. Close supervision is necessary when any appliance is used by or near children, or disabled persons.
7. Always unplug the air purifier before moving or cleaning the unit, opening the grill, changing the filter and whenever the unit is not in use. To disconnect the unit, be sure to pull the plug and not the cord.
8. NEVER drop or insert any objects into the openings of the unit.
9. DO NOT operate any appliance with a damaged cord or plug. If the motor fan fails to operate or the unit has been dropped or damaged in any manner, return appliance to manufacturer for examination and/or repair.
10. Use appliance only for intended household use as described in this manual. Any other use not recommended by the manufacturer may cause fire, electric shock, or injury to persons. The use of attachments not recommended or sold by Jarden Consumer Solutions may cause injuries.
11. DO NOT use outdoors.
12. NEVER place on a soft surface such as a bed or sofa as this could cause the unit to tip over and block the air inlet or outlet grills.
13. Keep unit away from heated surfaces and open flames.
14. DO NOT attempt to repair or adjust any electrical or mechanical functions on this unit. Doing so may cause injuries and void your warranty. The inside of the unit contains no user serviceable parts. All servicing should be performed by Jarden Consumer Solutions or an authorized Jarden Consumer Solutions Center.

15. DO NOT place anything on top of unit.
16. Always turn the appliance off before unplugging it.
17. The ionizer in this appliance produces less ozone than the UL established limits of 50ppb (parts per billion). However, in high concentrations, ozone can be harmful to birds and small pets. To prevent ozone buildup, we suggest using the ionizer in well ventilated areas with the fan on.
18. This appliance should only be used in a room with temperatures between 40° F and 110° F.
19. **WARNING:** To reduce the risk of fire or electric shock, DO NOT use this appliance with any solid-state speed control device.

PLEASE READ AND SAVE THESE IMPORTANT SAFETY INSTRUCTIONS

PLUG SAFETY



CAUTION: To reduce the risk of electric shock, **THIS PRODUCT HAS A POLARIZED PLUG** (one blade is wider than the other).

This plug will fit into a polarized outlet only one way. If the plug does not fit fully into the outlet, reverse the plug. If it still does not fit, contact qualified personnel to install the proper outlet.

DO NOT ALTER THE PLUG IN ANY WAY.

FEATURES

CORD SAFETY

- The length of cord used on this appliance was selected to reduce tangling or tripping hazards.
- If a longer cord is necessary, an approved extension cord may be used. The electrical rating of the extension cord must be equal to or greater than the electrical rating of the air purifier (see rating label marked on product).
- Care must be taken to arrange the extension cord so that it will not drape over the countertop or tabletop where it can be pulled on by children or accidentally tripped over.

GET TO KNOW YOUR AIR PURIFIER

- Your Holmes® air purifier features a HEPA-Type filter that removes up to 99% of airborne dust and pollen as small as 2 microns, and helps reduce smoke, mold spores and pet dander from air passing through the filter.
- Arm & Hammer® baking soda and carbon help absorb and eliminate household odors.
- Optional ionizer naturally improves performance and helps freshen the air.

IONIZER

This appliance has an optional ionizer feature which, when turned on, releases negative ions into outgoing filtered air to help the air purification process.

What Are Ions?

Ions are tiny particles that carry a positive or negative charge. They exist naturally around us: in the air, water, and ground. Both positive and negative ions are colorless, odorless, and harmless.

How Does The Ionizer Work?

Negative ions help air purification by attaching themselves to very small airborne particles in the room. These particles take on a negative charge and may join with positively charged particles such as dust, pollen, smoke, and pet dander to form larger particles. These larger particles are then more easily captured by the filter system.

Important Notes:

Your ionizer may produce an occasional popping or cracking sound. This is normal and occurs when a small buildup of ions is discharged.

After extended use, you may notice dust around the grills or front panel. This is caused by negative ions exiting the air outlet, evidence of the ionizer's air cleaning effectiveness. You can remove the dust with a soft brush or clean, damp cloth.

Larger particles may be attracted to positively charged surfaces throughout the home, like walls or floors.

- This may occur more frequently when the filter is nearing the end of its usable product life and unable to capture as many charged particles.
- Excessive amounts of pet dander, dust, or smoke may decrease the life expectancy of the filter and interfere with the ionization process.

To help prevent particles from attracting to surfaces throughout your home:

- You may want to run the ionizer less often.
- Check the condition of the filter(s) more frequently.

CAUTION: The ionizer in this appliance produces less ozone than the UL* established limits of 50ppb. However, in high concentrations, ozone can be harmful to birds and small pets. To prevent ozone buildup, we suggest using the ionizer in well ventilated areas with the air purifier fan on.




HEPA-TYPE FILTER

HEPA (High Efficiency Particulate Air) filters are designed to remove up to 99% of airborne pollutants, at 2 microns or larger, from the air that passes through them. These include tobacco smoke, household dust, pet dander and pollen.

*Tested and listed by the underwriters laboratories, inc.

FEATURES - OPERATIONS




HIGH, MEDIUM AND LOW SPEED SETTINGS

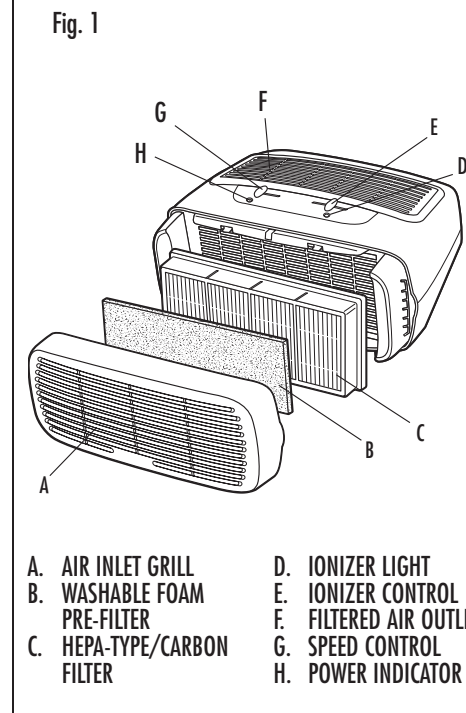
For optimum air filtration, operate your Holmes® air purifier continuously on the MEDIUM () setting. Its rugged motor has been designed to give many years of use. For quieter operation (such as in a bedroom), select the LOW () setting. When high levels of air pollution are present, select the HIGH () setting to quickly circulate and filter the room air.

BEFORE USE

1. Carefully unpack your Air Purifier. Select a firm level place where there are no obstructions to the air inlet or filtered air outlet.
2. If the filter is covered by a bag when shipped, remove plastic bag before use and place filters into unit.
3. DO NOT POINT FILTERED AIR OUTLET TOWARDS WALL.

OPERATING INSTRUCTIONS

1. Plug into a 120V AC electrical outlet.
2. Select the desired operating speed. Holmes Air Purifiers have three speed settings. You can select from HIGH (), MEDIUM () or LOW (), by moving the switch to the desired setting.
3. To release negative ions into the filtered air, move the ionizer switch to ON and the light will illuminate. For optimum air filtration, it is recommended to operate the air purifier continuously. Its rugged motor has been designed to give many years of use.



CLEANING / MAINTENANCE FILTER REPLACEMENT

CLEANING/MAINTENANCE INSTRUCTIONS

1. Turn the air purifier off and unplug it before cleaning.
2. The outside of the air purifier can be cleaned with a soft, clean dampened cloth.
3. The rear air inlet grill can be removed and washed in warm soapy water (not dishwasher safe). Dry before replacing in the unit.
4. The filtered air outlet can be cleaned of dust with a small, soft brush.
5. If you wish to clean the inside of the air purifier, please only use a dry, soft cloth to wipe it down.

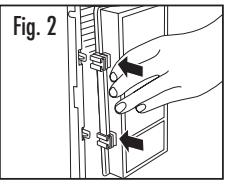
WARNING: Do not allow moisture to come in contact with internal components.

FILTER REPLACEMENT INSTRUCTIONS IMPORTANT:

- DO NOT attempt to wash and re-use the HEPA-type filter.
1. Turn off and unplug the air purifier.
 2. Remove the air inlet grill. Remove and examine the foam pre-filter. If it has collected a noticeable amount of dust or lint, remove it from the inlet of the grill and wash it in warm soapy water. Rinse and drip dry the pre-filter thoroughly before replacing it into the inlet of the grill.
 3. With the front grill removed, check the condition of the filter. Your air purifier has a convenient filter condition

sticker that serves as a color-coded reference point to help in deciding on when to change the filter. If the filter is dirty, remove the used filter and properly dispose of it. Do NOT try to wash and re-use the filter.

4. Install the new filter into the unit. **DO NOT** use force while attaching the clip to the filter. (Figure 2)
5. Align the clip on the side of filter with rails on the inside of the purifier unit. Gently slide the filter(s) onto the rail. (Fig. 2)
6. Replace air inlet grill.



NOTE: Filter life will vary, depending on air quality and usage. Under normal conditions of continuous use, Filters with a 4 month filter life: Wash the foam pre-filter and replace the filter(s) after 4 months of operation.
• Filters with a 12 month filter life: After 4 months of operation, it is recommended to wash the foam pre-filter

Filters can be purchased at a retailer near you, online at www.holmesproducts.com.

Air Purifier Model Number	Filter Quantity Needed	Compatible with all filter models below	Filter Description
HAP242	1	HAPF30AT HAPF30AO HAPF30AS HAPF300AH HAPF300AP (D filter) HAPF30 (A filter)	Aer1® Total Air Filter Aer1® Odor Filter Aer1® Smoke Grabber Filter Aer1® Allergen Remover Filter Aer1® Allergen PerformancePlus™ Filter Holmes® "A" Filter